

2017 Statistics Bulletin of National Economy and Social Development of Ningbo

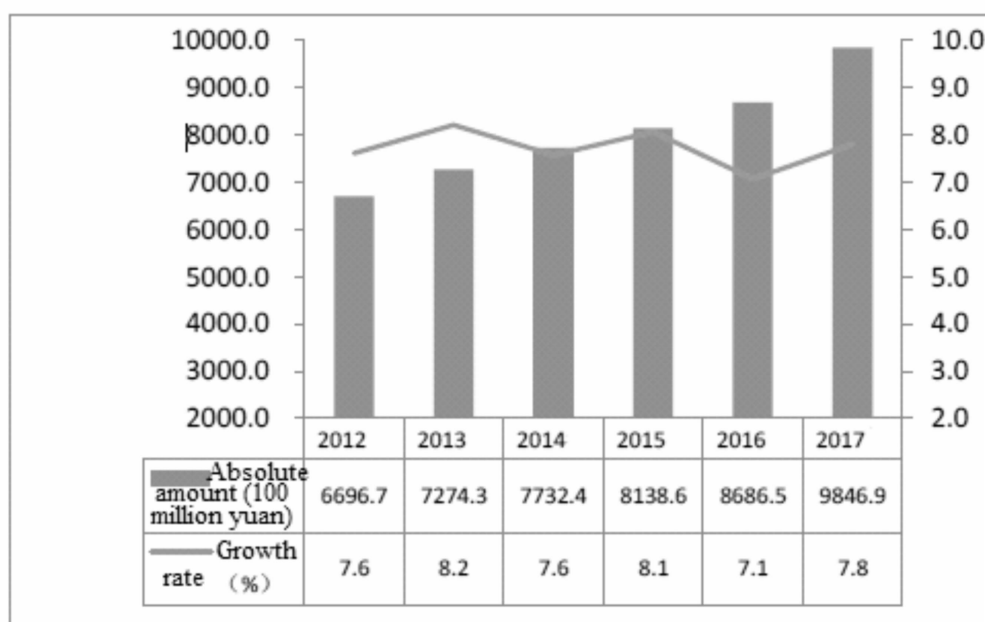
Ningbo Municipal Statistics Bureau
State Statistical Bureau Ningbo Investigation Team
February 6, 2018

In 2017, the whole city had carried out all decisions and plans of the central, provincial and municipal governments, adhered to the general tone of the work of seeking progress in a steady and progressing manner, firmly established the new development concept, took the supply-side structural reform as the main line, made overall efforts on the tasks including of promoting steady growth, adjusting the structure, benefiting the people and preventing risks. The economic operation was generally moderate and steadily progressing. The structural adjustment has been actively promoted, the efficiency has been steadily improved, the new economy has been developing well, and the people's livelihood has been continuously improved, which constructed a solid foundation for building a famous international port city and the capital of oriental civilization as well as ensuring the high level construction of a well-off society in an all-round way.

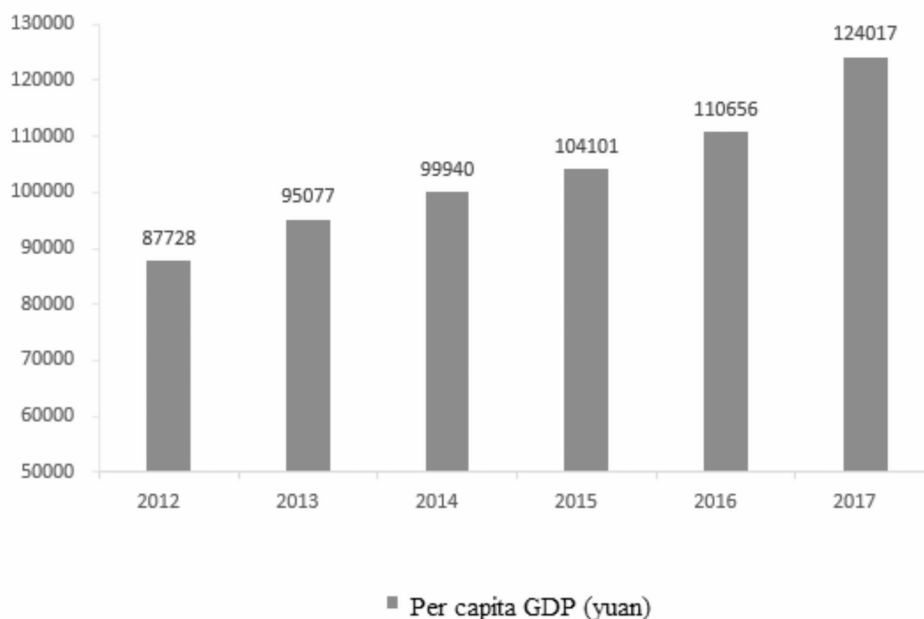
I. Overview

Regional GDP: The GDP in Ningbo in 2017 amounted to ¥984.69 billion, calculating on comparable prices, up by 7.8% compared with that of last year, among which, the increase in primary industry was ¥31.41 billion, up by 2.4%; the increase in secondary industry was ¥510.55 billion, up by 7.9%; and the increase in tertiary industry was ¥442.73 billion, up by 8.1%. The ration of the increase of the three industries was 3.2:51.8:45.0. The GDP per capita was ¥124,017 if calculated by permanent resident population (converted to USD 18,368 according to annual average exchange rate).

Graph 1: Regional GDP growth variation conditions of Ningbo in 2012–2017



Graph 2: Per capita GDP of Ningbo in 2012–2017 (calculated by permanent resident population)



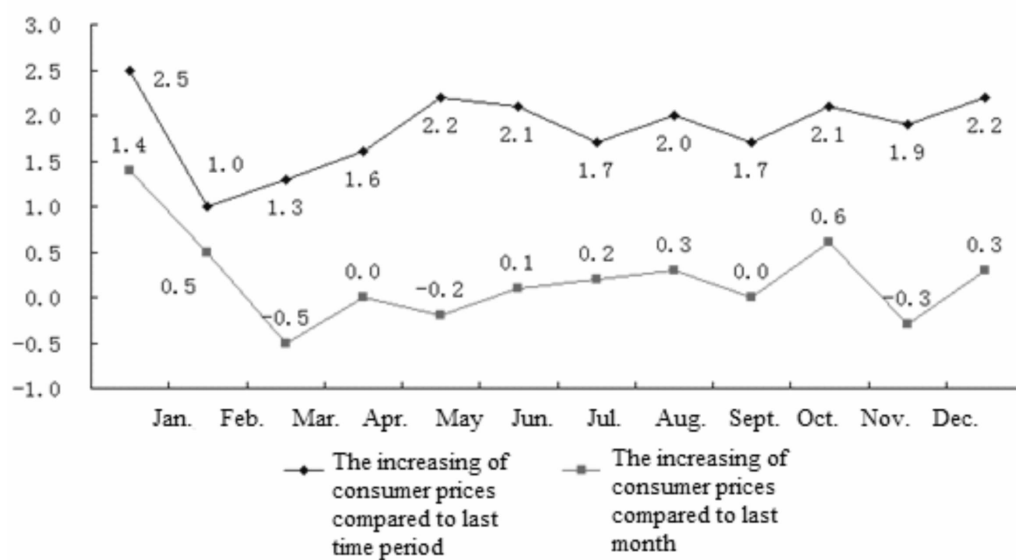
Fiscal Revenue and Expenditure: the general public fiscal revenue in Ningbo in 2017 was ¥241.58 billion, up by 12.4% compared with that of last year; The general public fiscal budget revenue was ¥124.53 billion, up by 10.9%, among which, tax receipts were ¥104.40 billion, up by 12.4%. The general public fiscal budget expenditure was ¥141.06 billion, up by 9.4%, among which closely related to people's livelihood, education, culture & sports and media, social security and employment, health care, energy conservation and environment protection, urban and rural community affairs, agriculture and forestry water, transportation as well as housing security, 9 categories of expenditure added up to ¥93.15 billion, which took 66.0% of the general public fiscal budget expenditure.

Employment and Re-employment: number of employees newly created in urban areas and towns in Ningbo was 195,000 in 2017 and 72,000 laid-off workers were re-employed, 18,000 of which were the workers in trouble. The registered unemployment rate of city and towns was 2.0% at the end of the year. During the year, 259,000 skilled personnel were trained. 68,000 farmers were trained, of which 15,000 were rural practical talents, and the total number of rural practical talents in the whole city reached 179,000.

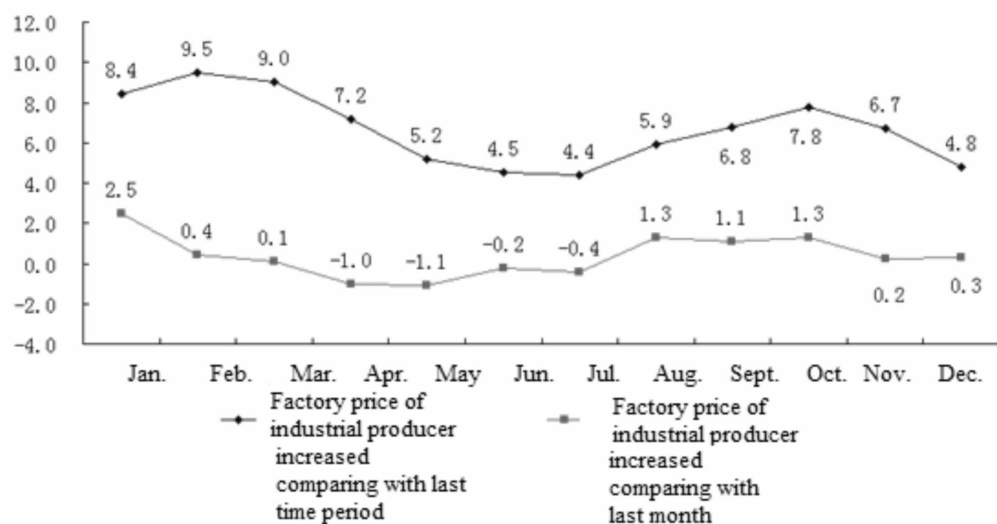
Market Price: In 2017, the consumer prices of urban residents in Ningbo increased by 1.8% over the same period last year, which was 0.2% higher than the national average level and 0.3% lower than the provincial average level, ranking 17th in the country's 36 large and medium-sized cities. The prices of the eight major categories of goods and services showed a pattern of "seven liters and one flat": housing rose by 4.6%, health care by 3.5%, education & culture and entertainment by 2.5%, transportation and communications, other articles and services, food, tobacco and liquor, Clothing by 1.0%, 0.7%, 0.3% and 0.2% respectively; the price of household goods and services remained the same.

In 2017, the industrial producers leaving the factory price to rise 6.7% from a year earlier, and the purchase price to rise 13.0%, ended the five consecutive years of decline since 2012. In December, the sales price of newly built residential buildings in Ningbo rose 0.3% from a month earlier, and the year-on-year increase was 5.0%, ranking 47th in 70 large and medium-sized cities in the country.

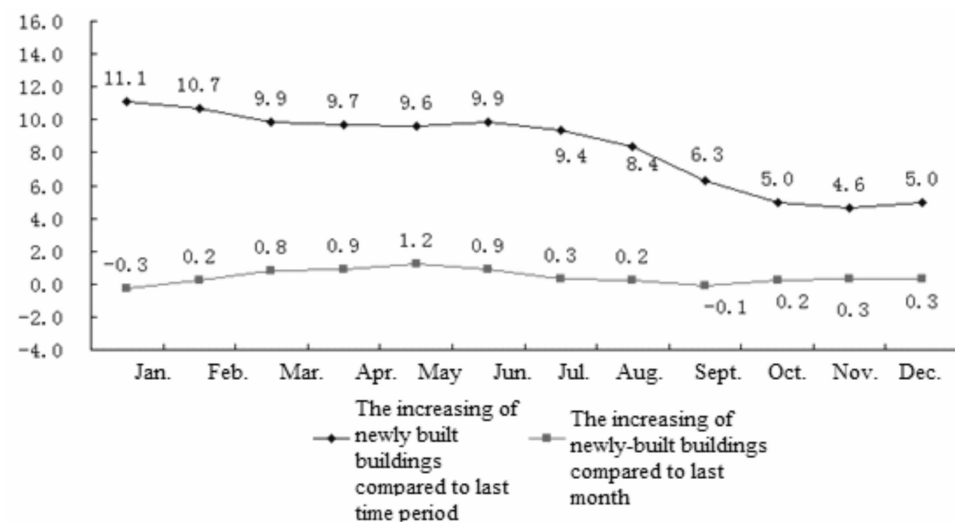
Graph 3: Monthly fluctuation to consumer price of residents in Ningbo in 2017



Graph 4: Monthly Price changes of Industrial producers in Ningbo in 2017



Graph 5: Monthly Price changes of newly built Residential buildings in Ningbo in 2017



II . Agriculture and Rural Area

Agricultural Production: The gross output value of farming, forestry, husbandry and fishing in Ningbo reached ¥49.33 billion in 2017, up by 2.2% than that of last year. The annual grain sowing area reached 1.996 million mu; The total grain output was 824,000 tons, up by 2.4%; The seeding area of rapeseed was 119,000 mu, up by 0.3%; The vegetable was 1.239 million mu, up by 4.3%; The flower seedling was 380,000mu, up by 2.2%; The Chinese herbal medicine was 31,000 mu, up by 15.8%. The total output of meat was 108,000 tons, down by 18.2%; the total output of aquatic products was 1.066 million tons, up by 1.5%. During the year, 16 municipal agricultural leading enterprises were added, with a cumulative total of 267, of which 9 are national key leading enterprises in agricultural industrialization.

New Countryside Construction: To continue the implement of the "improve rural quality, build beautiful villages" three-year action plan, 3 national beautiful livable demonstration villages, 1 provincial beautiful village demonstration county, 11 beautiful rural demonstration towns, 31 characteristic fine quality villages, 3 provincial historical and cultural villages protection and utilization key villages, 263 qualified city-level beautiful villages, 49 demonstration villages, 15 demonstration towns and 15 scenic spots were constructed in 2017. The whole city invested ¥1.55 billion in "hundred thousand projects" in this year. Village renovation and construction has covered all 2,447 administrative villages. At the end of the year, the administrative village coverage rate of classified treatment of rural domestic waste reached 40%.

III . Industry and Construction

Industrial Economy: The total industrial added value for industrial above designated size was ¥326.67 billion, up by 9.6% compared to last year. From the perspective of industries, among the 35 industries above scale, 12 industries added value were more than ¥10 billion, of which the auto manufacturing industry realized an added value of ¥49.35 billion, up by 18.3%, the growth of computers, communications and other electronic equipments manufacturing industry was 15.6%, and the growth of the manufacturing industry of special equipments was 13.8%. According to the type of enterprises, the industrial added value of large, medium and small enterprises above scale increased by 12.6%, 6.6%, and 9.3% respectively. In terms of economic types, the added value of limited liability companies and state-owned enterprises increased by 11.2% and 0.6% respectively; private enterprises increased by 8.6%; investment enterprises in Hong Kong, Macao, and Taiwan increased by 8.1%; foreign-funded enterprises increased by 8.5%. The sales value of industrial enterprises above the scale of the year was ¥1.54935 trillion, increased by 18.4%, among which the value of export delivery was ¥298.03 billion, increased by 10.1%. The total profits and taxes of industrial enterprises above the scale over the year were ¥209.79 billion, increased by 22.5%, of which the total profit was ¥126.41 billion, increased by 30.9%. The total amounts of the two indexes, tax and profit, were both the first in all cities of the province, and the growth rates of them were both the second in each city of the province, which were 8.0 percentage points and 14.3 percentage points higher than the average level of the whole province respectively.

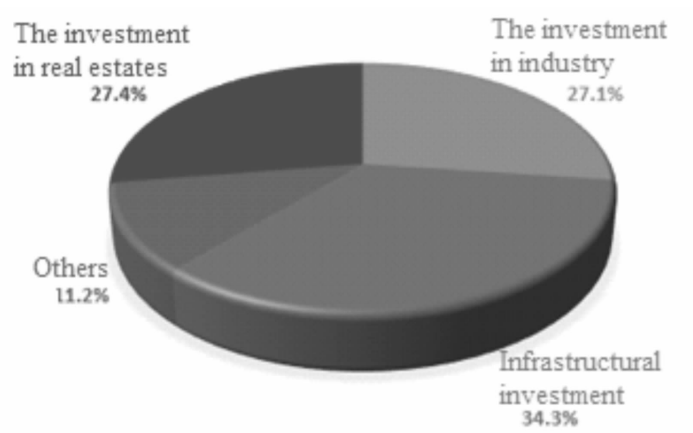
Industrial Transformation and Innovation: In 2017, appropriation expenditure of industrial science and technology activities was ¥24.81 billion, up by 21.7% compared with that of last year. The output of industrial new products above the scale was ¥514.41 billion, up by 19.7%. The output ration of new products hit 32.4% and rose to new record highs. The structural adjustment was actively promoted. In the industries above the scale, the added value of the strategic emerging industry, high-tech industry and equipment manufacturing industry in the whole year were ¥87.22 billion, ¥133.75 billion, ¥158.55 billion respectively, increasing by 15.7%, 10.4% and 14.1% respectively as well.

Construction Industry: The output value of construction industry in Ningbo totaled ¥461.24 billion in 2017, up by 9.0% compared with that of last year. The construction area of house in 2017 was 280 million square meters, up by 4.1%. The average number of construction employees in 2017 was 1.342 million, with an increase of 46,000 over last year.

IV. Investment in Fixed Asset and Urban Construction

Investment in Fixed Asset: Investment in fixed asset in Ningbo was ¥500.96 billion in 2017, up by 3.5% compared with that of last year, of which, the private investment in 2017 reached ¥229.82 billion, up by 11.9%. From the perspective of territories, the investment in infrastructure was ¥172.05 billion, up by 10.6%; the investment in industry was ¥135.65 billion, down by 6.5%, of which the investment in industrial technological upgrading was ¥96.57 billion, down by 13.1%; and the investment in real estate development was ¥137.45 billion, up by 8.2%. The sales area of commercial housing was 15.436 million square meters, up by 15.5%, including 12.837 million square meters of residential housing sales, up by 14.0%.

Graph 6: Main Structure of Fixed-assets Investment in Ningbo in 2017



Modern Urban Construction: The leisure belt project of "Three Rivers and Six Banks" along the river was accelerated, and a total area of 101 hectares of high-end leisure waterfront space was basically formed along the river for 15 kilometers. Promoting Zhongshan Road comprehensive renovation project with all efforts, "First Street in Eastern Zhejiang" was refreshed by brand-new appearance. The construction of urban road network was advancing steadily, the main viaduct of Century Avenue I was opened to traffic, and the south section of Airport Road was under construction. In 2017, 10 kilometers of bus lanes were added, 24,000 parking spaces were added in the main urban areas, and 1,680 parking spaces were renovated in old residential areas. Urban road refreshing operation continued. The number of cleaning roads increased to 1,485, the cleaning road areas increased to 45.6 million square meters, and the road waste problem detection rate dropped 80% compared with the initial action. Intelligent urban management basic geographic information has covered the whole city that grid coverage expanded to 516.6 square kilometers and 6,010 cell grids were obtained. 36.94 million square meters of the "Three Changes" floor area were completed, and 22.27 million square meters of illegal building area were demolished.

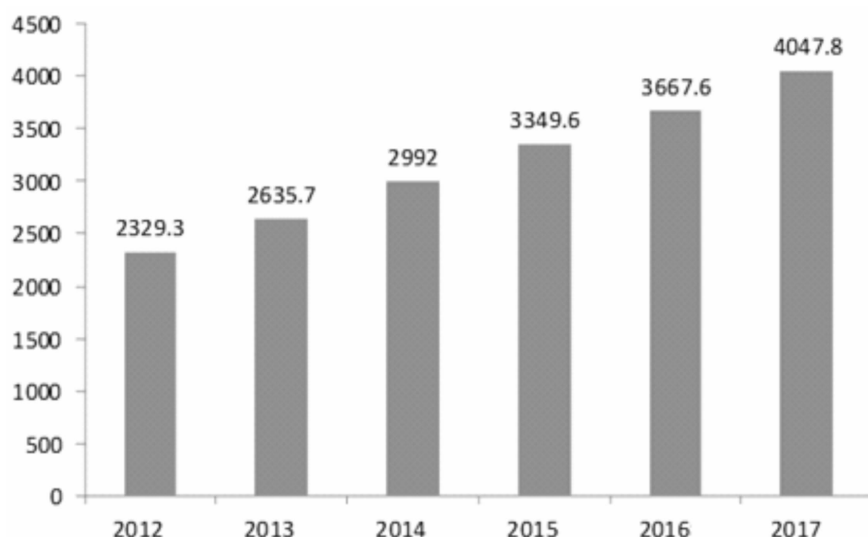
V. Trade, Tourism and Exhibition

Trade: Wholesale and retail sales added up to ¥2.35 trillion in 2017, increased by 19.2% over the previous year. The total retail sales of consumer goods reached ¥404.78 billion in the whole year, up by 10.4%, rose to a new level again after surpassing ¥300 billion in 2015. If viewed by countryside and town respectively, the retail sales of consumer goods in urban areas reached ¥327.77 billion, up by 9.5%, while the retail sales volume in rural consumer goods markets reached ¥77.02 billion, up by 14.0%. The total retail sales of consumer goods above the quota was ¥166.03 billion, up by 7.3%. Among the commodity class values that are sold by enterprises above the quota, the retail sales of grain, oil and food increased by 0.7%, clothing, shoes, hats and textiles increased by 8.7%, household appliances

increased by 21.9% and cars increased by 5.5%. At the end of the year, there were 3,934 trading enterprises above the quota in the city, with operating income of ¥1.41594 trillion and total profit of ¥18.46 billion in the whole year.

Graph 7: Total Retail Sales of Consumer Goods from 2012–2017

Unit: ¥100 million



E-commerce: In 2017, the whole city completed the network retail sales of ¥138.06 billion, with an increasing of 34.8% over the previous year. The volume of cross-border e-commerce imports and exports was ¥63.64 billion, up by 135.6%. Imports and exports were ¥8.03 billion and ¥55.61 billion respectively, up by 49.7% and 156.9% respectively.

Tourism: In 2017, the city realized a total tourism revenue of ¥171.59 billion, with an increasing of 18.6% over the previous year. There were 110 million domestic tourists, up by 18.60%. The domestic tourism income was ¥164.91 billion, up by 19.0%. 1.869 million visitors were treated, increased by 7.7%; Income from inbound tourism was \$990 million, up by 7.9%. At the end of the year, there were 120 star-rated hotels in the city, 22 of which were five-star, and 31 scenic spots were above 4A, of which 1 was 5A. In the whole year, 14 the city-level Nongjiale characteristic villages (spots) were newly added, with the total of 190.

Exhibition: The city held 312 exhibition projects in 2017 that increased 2 over the previous year. Among these, 190 exhibitions were held, increased 2, with a total exhibition area of 2.1 million square meters, increased by 0.5%. There were 20 large exhibitions with an exhibition area of more than 20,000 square meters. 75 business conferences (forums) and 47 special festivals above country level were held. Ningbo earned the honor of China's top 10 exhibition cities in 2017 and Golden Star Award for excellent Exhibition City in 2017 etc.

VI. Foreign Economy and Cooperation & Exchange

Foreign Trade: Ningbo accomplished the total volume of export and import for ¥1.38395 trillion in 2017, up by 18.5% compared to last year. The total volume of self-employed imports and exports was ¥760.01 billion, up by 21.3%, of which, the volume of exported reached ¥498.42 billion, increased by 14.3%, and the volume of imported reached ¥261.60 billion, increased by 37.3%. Exports accounted for 3.25% of the country that increased by 0.1 percentage points over the previous year. During the year, 4,604 new foreign trade enterprises were registered, with a cumulative total of 37,682, and there were 18,923 import and export enterprises. Private enterprises' exports (including private enterprises and collective enterprises) accounted for 69.0% of the city's total exports, increasing 16.5% and pulling the whole city's export growth by 11.2%; The import value accounted for 52.3% of the total import volume of the

whole city, increasing by 43.5% and pulling the whole city's import growth by 21.7%. In terms of the product structure, the export value of mechanical and electrical products accounted for 55.5% of the total export volume of the city, which was 1.0 percentage point higher than that of the previous year, while the export value of high-tech products accounted for 6.7% of the city's total export value, up by 0.1 percentage points from the previous year. From the perspective of trading partners, 223 countries and regions have directly engaged in trade with our city, of which the EU, the United States and ASEAN have completed imports and exports of ¥156.43 billion, ¥137.8910 billion and ¥63.48 billion respectively and increased by 15.9%, 20.8% and 18.3% respectively, which accounted for 47.1% in total of the total imports and exports in the same period. The annual volume of imports and exports to 64 countries along the Belt and Road route was ¥198.42 billion, up by 21.0%, including ¥19.79 billion for 16 countries in Central and Eastern Europe, up by 26.8%.

Foreign Capital Utilization: The total number of foreign-invested projects approved in the city was 555, with an increase of 97 over the previous year; the contractual utilization of foreign capital was USD 6.21 billion, down by 22.3%; and the actual utilization of foreign capital was USD 4.03 billion, down by 10.7%. The cumulative amount of foreign capital utilized in the city reached USD 50.01 billion. The tertiary industry approved 411 new projects, with actual utilization of foreign capital of USD 2.14 billion, up by 2.8%.

Foreign Cooperation: In 2017, 220 new overseas investment enterprises and institutions were newly approved. China's investment was USD 3.91 billion, up by 11.3% over the previous year. The turnover of labor cooperation for overseas contracting projects was USD 2.07 billion, up by 1.7%. Service outsourcing implementation of ¥29.08 billion, including of offshore service outsourcing implementation of ¥13.56 billion, was undertaken for the city in this year. At the end of the year, there were 1,407 service outsourcing enterprises in the city, with 54,000 employees.

Domestic Cooperation: In 2017, the actual amount of domestic investment in China exceeded ¥100 billion for the first time, reaching ¥104.07 billion, up by 13.9% over the previous year, with Zhejiang businessmen returning to ¥82.56 billion, up by 34.9%. The whole year mountain sea collaboration industry cooperation put in place the fund of ¥2.66 billion.

VII. Port and Transportation

Port Production: In 2017, the cargo throughput of Ningbo Zhoushan port was 1.01 billion tons, up by 9.5% over the previous year, making it the first "one billion tons" port in the world, ranking first in the world for the ninth consecutive year. Of this total, Ningbo Port completed throughput of 550 million tons, up by 11.1%. Ningbo Port completed 83.885 million tons of iron ore throughput in the whole year, increased by 9.9%, coal throughput of 59.857 million tons, increased by 10.9%, and crude oil throughput of 65.783 million tons, increased by 4.6%. In the whole year, the container throughput of Ningbo Zhoushan Port was 24.607 million TEUs, with an increase of 14.1 TEUs, ranking fourth in the world and third in the whole country. Among them, Ningbo Port completed the container throughput of 23.566 million TEUs, with an increase of 13.9 TEUs. At the end of the year, the total number of container routes in Ningbo Zhoushan Port was 243, of which 117 were ocean-going trunk lines, 74 were near oceanic branch lines, 20 were internal branch lines and 32 were domestic trade lines. 400,000 TEUs were completed by sea-rail transport throughout the year, increased by 60%.

Transportation Infrastructure: In 2017, the city completed ¥26.07 billion in transportation infrastructure investment, up by 7.6% over the previous year. The investment in highway construction was ¥19.47 billion, up by 7.9%. The mileage of new highways was 199.7 km, and the total mileage reached 11,217.4 km by the end of the year, of which 495.8 km were highways. 6 new berths have been built in Ningbo, including 2 berths above 10,000 tons and 106 production berths above 10,000 tons at the end of the year.

Integrated Transportation: In 2017, the whole society completed 530 million tons of cargo, up by 13.5% compared to

the previous year, and the volume of cargo turnover was 271.35 billion tons, with an increase of 18.1 tons. Of these, the volume of waterway freight was 210 million tons, and the turnover of goods was 228.18 billion tons, up by 15.5% and 19.9% respectively; the volume of road freight was 290 million tons, and the turnover of goods was 43.17 billion tons, up by 14.3% and 12.1% respectively; and the volume of railway cargo transportation was 24.463 million tons, up by 2.8%. The cargo throughput of civil aviation was 170,000 tons, increased by 12.1%. The total passenger volume of the whole society was 110 million, increased by 1.5%. Of these, 43.02 million were by road, down by 10.6%; 1.852 million by waterway, up by 8.9%; 53.66 million by rail, up by 14.2%; and 9.391 million by civil aviation, up by 20.5%.

Public Transit System: By the end of 2017, the city had 9,914 standard public transport vehicles, up by 6.7% over the previous year, and 1,213 routes, up by 5.4%. The volume of rail transit increased rapidly, with a total passenger volume of 112.334 million in the year, up by 12.7%. During the year, 284 new public bicycle outlets were added and 4,922 new public bicycles were put into operation. At the end of the year, there were 1,866 public bicycle outlets and 45,165 public bicycles in the city, and the total number of car rentals was 37.029 million times. By the end of the year, there were 6,407 taxis in the city.

VIII. Banking, Securities and Insurance

Banking: At the end of 2017, the balance of local and foreign currency deposits of financial institutions in the whole city was ¥1.81491 trillion, up by 6.8% over the previous year, while the balance of local and foreign currency loans of financial institutions was ¥1.77625 trillion, up by 6.9%. At the end of the year, there were 63 banking institutions in the city, including 3 policy banks, 5 large banks, 11 joint-stock commercial banks, 12 urban commercial banks, 1 postal savings bank, 5 foreign-funded banks, 9 rural cooperative financial institutions, 13 new rural financial institutions and 4 non-bank financial institutions.

Securities: The total volume of securities transactions in 2017 was ¥5.6 trillion, up by 4.9% over the previous year, of which the transaction volume of stocks and funds was ¥3.3 trillion, down by 17.6%. At the end of the year, the balance of securities clients' trading and settlement fund was ¥11.07 billion, down by 40.4%. Futures agency trading volume was 75.49 million, down by 23.1%; agent trading volume was ¥4 trillion, down by 4.6%. At the end of the year, 1.876 million securities investors opened accounts, up by 10.2%. During the year, 5 new securities branches, 20 securities sales, and 4 futures sales were newly added. At the end of the year, there were 17 securities branches, 141 securities business departments, 1 securities investment consulting company, 1 futures company, 3 futures branches and 39 futures business departments in total. To launch the "Phoenix Action" Ningbo Plan, 18 new domestic listed companies were added during the year, with ¥8.25 billion of initial IPO financing and a total of 73 domestic listed companies at the end of the year; 33 new "new third board" listed companies were added during the year, reaching the total number of listed companies for 157. In the year, all kinds of companies refinanced ¥51.39 billion through targeted issuance, corporate bonds and other instruments.

Insurance: By the end of 2017, there were 31 property insurance institutions at the municipal level and above, 24 life insurance agencies and 77 specialized agencies. The city realized a premium income of ¥30.29 billion, up by 17.6% over the previous year. Of this total, property insurance premiums amounted to ¥13.89 billion, up by 9.2%, while personal insurance premiums totaled ¥16.4 billion, up by 25.5%. A total of ¥17.2 trillion worth of risk protection was provided for the year, up by 8.3%. The annual payment was ¥11.33 billion, of which, property insurance compensation expenditure was ¥8.07 billion and life insurance payment expenditure was ¥3.26 billion. During the year, 37 of the first major technical equipment insurance, the first batch of new materials application insurance, judicial assistance insurance and other innovative projects as well as 99 of consolidation and deepening of small loans insurance, catastrophe insurance, urban housing insurance and other original innovative projects were newly provided.

IX. Science & Technology, Education and Talents

Scientific and Technical Innovation: In 2017, the total number of patent applications was 62,104, of which 18,497 were invention patents; 36,993 were patent authorizations, of which 5,382 were invention patents. In the whole year, 179 scientific and technological innovations were supported by the National Natural Science Foundation, 1 item was supported by the State Major Project, 5 items were selected as the national key R & D programs, 4 items were selected as the State Science and Technology support Program and 4 items were selected as the national international cooperation projects, receiving allocation from the State for ¥70.929 million in total. There were 22 newly accredited provincial enterprise research institutes in the whole city, 46 research and development centers of provincial high and new technology enterprises with a cumulative total of 390; 1 new national recognized enterprise technology center, with a cumulative total of 20; 13 newly created space at or above the provincial level, among which, 4 were state-level with state-level spaces accumulated to 23; and 1 new state-level science and technology business incubator. There was 1 New provincial military and civilian integration industry model base. A total of 2,080 technical contracts were approved and registered in the whole city, up by 21% over the previous year. The total amount of contract transactions was ¥4.28 billion, up by 95%. The whole city absorbed 3,073 items of technology from all over the country, up by 12%, and the total amount of contract transactions was ¥7.57 billion, up by 62%.

Education: At the end of 2017, there were 2,043 schools of all kinds in the city, with a total of 1.317 million students. Among them, there were 16 colleges and universities with 196,000 students, 84 ordinary high schools with 87,000 students, 39 secondary vocational schools with 68,000 students, 215 junior high schools with 199,000 students, and 440 primary schools with 478,000 students. At the end of the year, there were 1,025 full-time private primary and secondary schools (kindergartens) with 300,000 students, accounting for 26.8% of the total number of full-time primary and secondary schools (kindergartens) in the city. The problem of 276,000 migrant workers' children attending school has been properly solved. Actively implementing the regulations on the Education of the disabled, the proportion of disabled persons receiving preschool education has reached 99.4%, the proportion of receiving "fifteen years" education has reached 94.1%, and the proportion of disabled people in education is among the highest in the province.

Talent Cultivation: In 2017, the number of talents of different industries was up to 182,000 and at the end of the year, the total number of talents in the city reached 2.196 million, up by 9.1% over the previous year. Among them, 1,796 new talents have been imported from overseas, with total number of 11,000; 612 were new PhDs and postdoctoral candidates with total number of 5,952; 42,000 were new highly skilled personnel, with a cumulative total of 375,000; 23 talents in the "3315 Program" of the city and 30 high-end entrepreneurial innovation teams have been newly appraised. There were 16 new academicians' workstations with a total of 113 new academicians; 2 full-time academicians of both chambers were newly introduced and 21 new postdoctoral research (mobile) stations were newly added, with a total of 148; and 10 new skill master studios were newly constructed, with a total of 70.

X. Culture, Health and Sports

Cultural Construction: In 2017, our city radio drama "Youyou Qinghao" was selected as the national "five ones project", 10 fine works of literature and art were selected as the provincial "five ones project", "one person one art" national art was popularized, and the National Reading Promotion Project was carried out in depth. A total of 125 rural cultural auditoriums were built. The Asian Art Festival, China Chorus Festival, Yangming Culture week, the third Zhejiang National Reading Festival & 2017 Ningbo Book Fair, the National "Scholarship Community" Forum, the 2017 National Children's Reading Summit and other more than 100 activities were successfully held. Shi'ao kiln site at the back of Shanglin Lake was successfully selected as the top ten new archaeological discoveries in China in 2016, and was approved as the National Archaeological site Park.

Medical and Health Services: By the end of 2017, there were 4,157 medical institutions and 154 hospitals in the city, including 8 third class A hospitals and 11 third class B hospitals. At the end of the year, the city had 37,000 beds, 75,000 health professionals and 62,000 health technicians, of whom 24,000 were medical practitioners (including assistants) and 25,000 were registered nurses. According to the census population statistics, the number of beds, health workers, medical practitioners (including assistants) and registered nurses per thousand people reached 6.3, 10.4, 4.1 and 4.2 respectively. Under the severe situation of high age and high risk pregnant women, the maternal mortality rate was 0, infant mortality rate was 2.31 ‰ and mortality rate of children under 5 years old was 3.02 ‰. The immunization coverage rate of children of school age in the city was 98.1%.

Sports: In 2017, 57 national events and activities were held in the city. A team participated in the 13th National Games, winning 11 gold, 13 silver, and 12 bronze medals. A team won 219 gold medals, 149 silver medals and 147 bronze medals in Provincial Youth Competition, with a total score of 5,093 points. Both medals and total points ranked second in the province. In the year, 311 new villages fitness path were built, with a total of 511, and 142 different types of stadium were constructed. The annual sales of sports lottery tickets reached ¥2.12 billion and hit a record high.

XI. Population, Livelihood and Social Insurance

Population Size: In the end of 2017, the city has 596.9 million registered permanent residents, of whom 289.6 million people were in the city. There were 61,258 births in the year, of which 31,873 were males, with a male-to-female sex ratio of 108: 100. The total annual birth rate was 10.31‰, and the natural growth rate was 3.04‰, increased 0.19 points over the previous year and was lower than 5‰ for the twentieth consecutive year. The total resident population in the whole city was 805,000 at the end of the year, and the proportion of the urban population to the total population (i.e. the urbanization rate) was 72.4%.

Residents' Income & Expenditure: Ningbo's disposable income per urban resident in 2017 was ¥48,233, up by 8.0% over the previous year. Divided by urban and rural areas, the per capita disposable income of urban residents was ¥55,656, up by 7.9%, and the real increase was 6.0% after deducting the price index; the per capita disposable income of rural residents was ¥30,871, up by 8.0%, and the real increase was 6.1% after deducting the price index. The per capita income difference between urban and rural residents was 1.80. In 2017, the per capita living expenditure of Ningbo residents was ¥29,316, up by 5.1%. Divided by urban and rural areas, the per capita living expenditure of urban residents was ¥33,197, up by 5.1%, while that of rural residents per capita was ¥20,239, up by 4.8%.

Social Insurance: At the end of 2017, the number of workers and staff in the city participating in basic old-age pension, basic medical treatment, unemployment & work-related injury and maternity insurance were 4.296 million, 3.808 million, 2.693 million, 3.309 million and 2.662 million respectively. The number of people got the basic old-age insurance for urban and rural residents, the old-age security for land requisitioners, health insurance coverage for urban and rural residents was 1.23 million, 344,000 and 3.294 million respectively. At the end of the year, a total of 8.065 million social security cards were issued, and the activation rate of social security card financial accounts reached 70.6%.

People's Livelihood Security: At the end of 2017, the city owned 266 pension institutions and 56 thousand beds. At the end of the year, there were 70 thousand minimum living security targets in the city. The actual expenditure of low insurance funds was ¥460 million. The minimum living standard of urban residents was ¥804 per month. The minimum wage standards for enterprise workers were adjusted to three levels as ¥2,010, ¥1,800 and ¥1,660. There were 58 thousand difficult disabilities enjoyed the living allowance and 75 thousand severe disabled persons enjoyed nursing subsidies in the year. The State Council regulations on disability prevention and the rehabilitation of disabled persons was fully implemented. All 117 thousand disabled persons in the city's rehabilitation services needed rehabilitation services. At the end of the year, the city's rural five insurance targets were concentrated in feeding 3,364 people, the rate of centralized feeding was 87.9%, and the urban "three no" targets were concentrated in feeding 451 people, and

the rate of centralized feeding was 86.3%.

Charity: In 2017, city and county level charitable organizations have raised a donation of ¥530 million, increased by 20.2% compared to last year. The aid work expenditure was ¥410 million, and the number of people in straitened circumstances and receiving help reached 389,000. By the end of the year, the accumulated funds raised by city's charitable institutions have reached ¥6.04 billion and accumulated funds paid for aid work have been ¥4.63 billion. The number of people in straitened circumstances and receiving help from such charitable organizations was 3.775 million.

XII. Ecological Construction and Social Safety

Ecological Construction: In 2017, the rate that the number of days the air quality was excellent to good was 85.2% in the city's central urban area, which was 0.5 percentage points higher than the previous year; the concentration of PM_{2.5} was 37 micrograms per cubic meter, down by 5.1%. In the year, the number of new emissions transactions was 89, and the transaction amount was ¥26.357 million; the number of new paid uses was 535, and the amount was ¥220 million. The prevention and regulation of air pollution was continued promoting, and 1,146 high-pollution fuel-fired boilers were eliminated and remodeled in total; 19,000 old vehicles were eliminated throughout the year. The excellent and good rate of environmental quality of surface water in the whole city reached 71.3%, and the area of ecological protection red line was newly designated as 1,687.4 square kilometers, grade V water quality section over county control was eliminated in an all-round way, the small micro-water of inferior class V was basically eliminated, and 34 villages and towns were built into "zero direct discharge area of sewage". The demonstration and establishment of ecological civilization construction were promoted, one demonstration county of national ecological civilization construction and three demonstration counties (districts) of provincial ecological civilization construction were successfully established in the whole city.

"Safety Ningbo" Construction: In 2017, 591 accidents and 312 deaths occurred in the city, down by 16.8% and 20.8% respectively over the previous year. Of these, 2 were major production safety accidents with 6 people dead. A total of 2,713 cases of food safety violations were filed and dealt with throughout the year, including 42 major cases, ¥49.787 million in fines and forfeiture, and 54 suspected criminal cases transferred to public security organs. Throughout the year, people's mediation organizations handled 98,000 civil disputes of all kinds, with 97,000 successful mediation cases and a success rate of 99.0%, preventing 5 suicides and 5 people from death caused by civil disputes; preventing 67 civil disputes from turning into criminal cases involving 175 people.

Note:

(1) All figures of 2017 in this Bulletin are from preliminary statistics.

(2) Regional GDP since 2012 has included R & D spending.

(3) Figures in value terms on gross municipal product and value-added quoted in this Bulletin are at current prices, whereas growth rates are calculated at comparable prices.

(4) Industrial enterprises above designated size refer to those enterprises with annual main business income equal to more than ¥20 million.

Wholesale, retail, accommodation and catering enterprises above the limit refer to:

Wholesale industry: wholesale enterprises with annual main business income equal to or more than ¥20 million;

Retail industry: retail enterprises with annual main business income equal to or more than ¥5 million;

Accommodation industry: enterprises with annual main business income equal to or more than ¥2 million;

Catering industry: catering enterprises with annual main business income equal to or more than ¥2 million;